

elcometer®
inspection equipment



Elcometer 510
Automatic Adhesion Gauge

Elcometer 510

Automatic Pull-Off Adhesion Tester

The **Elcometer 510** Automatic Pull-Off Adhesion Tester accurately measures the strength of the bond between the coating and the substrate.

Automatic hydraulic pump ensures smooth and continuous pressure application for consistent, repeatable results

Fully adjustable pull rates 0.1-1.4MPa/s (15-203psi) to meet National and International Standards

Hand-held, waterproof rugged design equivalent to IP64

Store up to 60,000 readings with individual pull graphs in up to 2,500 alpha numerical batches, complete with attribute failure information

User definable measurement range with an accuracy of $\pm 1\%$ of full scale:
10mm dolly: 100MPa / 14,400psi
14.2mm dolly: 50MPa / 7,200psi
20mm dolly: 25MPa / 3,600psi
50mm dolly: 4MPa / 580psi

10, 14.2, 20 and 50mm diameter dolly options

User definable limits with unique pressure hold and release function

Intuitive & easy to use menu structure in multiple languages

STANDARDS:

ASTM C1583, ASTM D4541, ASTM D7234-12, AS/NZS 1580.408.5, BS 1881-207, DIN 1048-2, EN 1015-12, EN 12636, EN 13144, EN 1542, EN 24624, ISO 16276-1, ISO 4624, JIS K 5600 5-7, NF T30-606, NF T30-062



Elcometer 510

Automatic Pull-Off Adhesion Tester



Range of reusable dollies

Efficient

- Ideal for laboratory and field use
- 10, 14.2, 20 and 50mm (0.39, 0.56, 0.76 & 1.96") diameter reusable dollies
- Compatible with ElcoMaster® Software and ElcoMaster® Mobile App
- Measures on small, curved and flat surfaces



USB and Bluetooth® data output, compatible with ElcoMaster® Software

Powerful

- Suitable for use on metal, wood, concrete and other substrates
- Smooth load application up to 100MPa (14,400psi)
- USB and Bluetooth® data output to iOS† or Android™ devices
- Stores up to 60,000 readings in 2,500 batches



Sealed, heavy duty and impact resistant

Durable

- Sealed, heavy duty and impact resistant
- Dust and waterproof equivalent to IP64
- Suitable for use in harsh environments



An accuracy of ±1% of full scale

Accurate

- Measurement range up to 100MPa (14,400psi) with an accuracy of ±1% of full scale
- Can be used in accordance with National & International Standards



* The Elcometer 510 is supplied with a 1 year warranty against manufacturing defects. The warranty can be extended free of charge to 2 years within 60 days of purchase via www.elcometer.com.

† Compatible with iPod, iPhone and iPad.

Elcometer 510

Automatic Pull-Off Adhesion Tester

Key Features

Selectable Pull Rates

Automatic adhesion tester with selectable pull rates for 10, 14.2, 20 & 50mm diameter dollies.

Graphs & Statistics

View trend graphs or live statistics alongside the reading value.

Pull Rate Graphs

Individual user definable pull rate graphs can be saved with each reading.

Memory

Stores individual readings and pull rate graphs in up to 2,500 alphanumeric batches, together with the date, time and attribute information.

Limits

Either pull to maximum or pull to preset limit. Unique time hold feature allows users to set a delay before pressure returns to zero.

Failure Attributes

Save cohesive and adhesive failure attributes alongside your adhesion pull data in accordance with National and International Standards.

Testing Coatings on Low Bond Strength Substrates

When testing coatings on low bond strength substrates such as concrete, wood or other fibrous materials, a larger surface area of dolly (50mm) is required to provide accurate, repeatable and reproducible results.

The Elcometer 510 is available as a Concrete Adhesion Tester Kit, or 50mm concrete accessory items (skirt, dolly, cutter) can be added to existing Elcometer 510 pull-off adhesion kits.



Elcometer 510

Automatic Pull-Off Adhesion Tester

Key Features

Long Battery Life



Powered by either standard rechargeable batteries or AC mains*. Each battery charge performs up to 200 pulls. Battery recharge time <300 minutes.

Robust Case



Supplied in a robust plastic carry case for easy transportation to and around the job site.

Anchor Clamp



The optional magnetic anchor clamp ensures the actuator doesn't fall during tests on vertical surfaces or testing at height.

Range of Dollies



A range of interchangeable substrate skirt adaptors allow each gauge to be used with 10, 14.2, 20 or 50mm diameter reusable dollies, ideal for testing coatings on thin, thick, flat or convex substrates.

Wireless



Using wireless Bluetooth® communication link the gauge to an Android™ or iPhone mobile device. Live GPS coordinates from your mobile device can be added to reports and emailed instantly.

Data Management



Transfer data to your PC via USB or Bluetooth® for further analysis with ElcoMaster® software or view live pull rate graphs in ElcoMaster® Software during the test.

* Model T only.

Elcometer 510

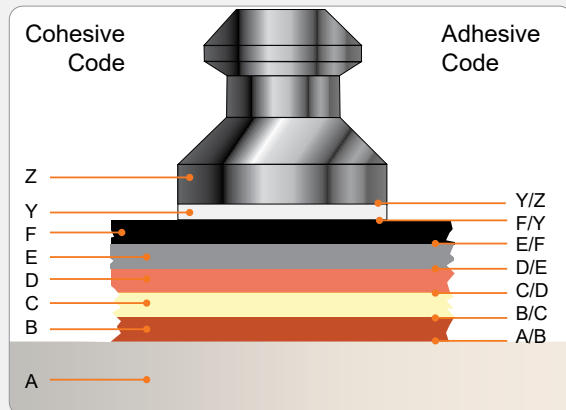
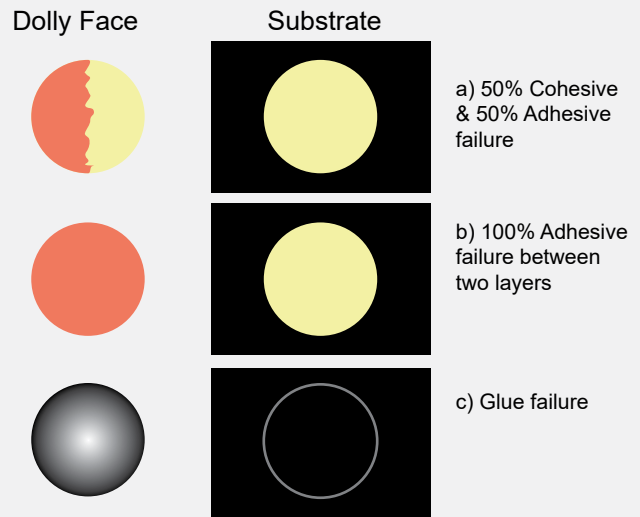
Automatic Pull-Off Adhesion Tester

Assessing The Results - Failure Attributes

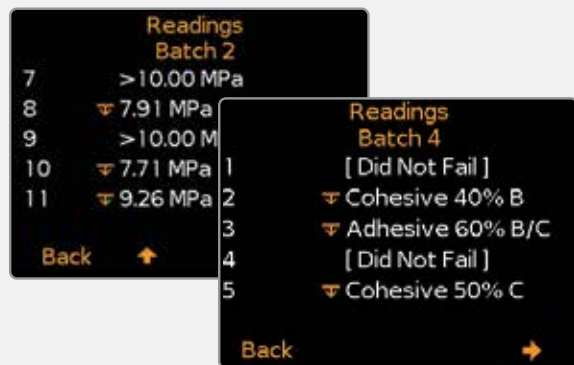
Many National and International Standards, including ISO 4624 & ASTM D4541, require the user to record not only the pull-off force but also the nature of the failure. This is done by examining the bottom of the dolly and assessing the failure. In 'Advanced' Mode on the Elcometer 510 it is possible to select the 'Attributes' feature (Menu/Set up/Gauge Mode/Advanced) allowing the nature of the fracture to be recorded against each reading and stored within the batch.

Examining The Dolly

- a) Cohesive Failure: The coating fails within the body of a coating layer leaving the same coating on the surface and on the dolly face.
- b) Adhesive Failure: Failure occurs at the interface between layers (intercoat) where one pulls away from the other. The "coating" on the dolly face will not be the same as that on the test area.
- c) Glue Failure: When no coating is present on the dolly it must be recorded as a failure of the glue. This may be due to incorrect or insufficient mixing of the component parts of the adhesive, incompatibility between the adhesive/coating/dolly/test surface.



Cohesive Failure Layer ¹		Adhesive Failure Layers	
Code	Description	Code	Description
A	Substrate	A/B	Substrate & Layer 1
B	Layer 1	B/C	Layer 1 & Layer 2
C	Layer 2	C/D	Layer 2 & Layer 3
D	Layer 3	D/E	Layer 3 & Layer 4
E	Layer 4	E/F	Layer 4 & Layer 5
F	Layer 5	F/Y	Layer 5 & Glue
Y	Glue	Y/Z	Glue & Dolly



The data is saved in the batch and can be viewed at any time displayed as

###.## MPa² N% A, M% A/B, where;
 ###.## MPa² = Pull Force in MPa or other measurement units (psi, Newtons or Nmm⁻²)
 N% = Cohesive failure percentage³
 A = Cohesive failure layer
 M% = Adhesion failure percentage³
 A/B = Intercoat adhesive failure layers

¹ The number of layers can be user defined for each batch via Batch/New Batch/Number of Layers. This will affect the number of layers available for selection during attribute recording. The maximum number of layers available is five, excluding the substrate and glue.

² Or equivalent units.

³ To the nearest 10%, in line with International Standards.

Elcometer 510

Automatic Pull-Off Adhesion Tester

Create instant reports with ElcoMaster® Software

What you do with the collected data is just as important as taking the readings themselves.

ElcoMaster® Software is a fast, easy to use software solution for all your data management and quality assurance needs, preparing professional inspection reports at the click of a button.



Whether you are out in the field or on the factory floor, using the ElcoMaster® Software Mobile App users can;

- Store live readings directly on to a mobile device and save them into batches.
- View the pull rate graph in real-time for the duration of the test.
- Add attribute data to each individual batch reading.
- Add photographs of the dolly and test surface to each individual batch reading at the click of a button.
- Plot individual readings on to a location map, photograph or diagram.
- Inspection data can be transferred from mobile to PC for further analysis and reporting.
- Generate instant .pdf report for submission.

Combine different inspection parameters (such as dry film thickness, surface profile, salt contamination, climate or adhesion) together with images, notes and other project specific information into customised reports.

Data transferred from the gauge to ElcoMaster® Software includes;

- Adhesion Measurements
- Date & Time
- Cohesive/Adhesive Failure Attributes
- Dolly size
- Pull rate graph
- Pull to Limit/Max
- Limit values
- Limit Hold Time
- Cutting Device
- Number of Layers
- Skirt Type/Support Ring Dimensions
- Batch Information & Statistics
- Calibration Information
- Calibration Verification Date/Time



Elcometer 510

Automatic Pull-Off Adhesion Tester

Product Features

	Model S	Model T
Repeatable & reproducible measurements	■	■
Easy to use menu structure; <i>in multiple languages</i>	■	■
Tough, impact, waterproof & dust resistant; <i>equivalent to IP64</i>	■	■
Bright LCD colour screen; <i>with ambient light sensor</i>	■	■
Scratch & solvent resistant display; <i>2.4" (6cm) TFT</i>	■	■
Calibration certificate	■	■
2 year gauge warranty ¹	■	■
Automatic rotating display; <i>0°, 180°</i>	■	■
Data output via USB (Live readings - and batch)	■	■
Data output via Bluetooth®		■
PC command; <i>start & stop gauge from a PC with live readings (USB only)</i>		■
Switchable Units (MPa, psi, N, Nmm ²)	■	■
On Screen Statistics (η , \bar{x} , σ , <i>Hi, Lo, CV%, N>hi limit</i> ²)	■	■
Pull Rate Indicator	■	■
Trend Graph	■	■
Pull Rate Graph (<i>Load v Time</i>)		■
Interchangeable Dolly Selection; <i>10, 14.2, 20 & 50mm</i>	■	■
User Selectable Pull Rates; (Model S & Model T Standard Mode)		
10mm: 1.00, 2.00, 3.00, 4.00, 5.00MPa/s 125, 200, 400, 600, 725psi/s		
14.2mm: 0.4, 0.7, 1.4, 2.0, 2.5MPa/s 60, 100, 200, 300, 360psi/s	■	■
20mm: 0.2, 0.3, 0.7, 1.0, 1.2MPa/s 30, 50, 100, 150, 180psi/s		
50mm: 0.04, 0.08, 0.12, 0.16, 0.20MPa/s 5, 8, 16, 24, 30psi/s		
User Selectable Pull Rates; (Model T Advanced Mode)		
10mm: 0.40 - 5.60MPa/s 58 - 812psi/s <i>in 0.1MPa / 1psi steps</i>		
14.2mm: 0.20 - 2.80MPa/s 29 - 403psi/s <i>in 0.1MPa / 1psi steps</i>		■
20mm: 0.10 - 1.40MPa/s 15 - 203psi/s <i>in 0.1MPa / 1psi steps</i>		
50mm: 0.02 - 0.22MPa/s 2 - 32psi/s <i>in 0.01MPa / 0.1psi steps</i>		
User Selectable Limit & Limit Hold Time		■
Gauge Memory; <i>maximum number of readings</i>	60	60,000 ³
Number of Batches (<i>Alpha Numeric - Model T</i>)	1	2,500
Attribute Modes to meet National & International Standards		■
Display Modes		
Readings, Selected Stats & Run Chart (last 20 readings)	■	■
Pull Rate Graphs		■
Batch Review		■
Power; <i>Battery (B), AC Mains Power (M)</i>	B	B, M
USB Cable & ElcoMaster® Software CD	■	■
Power Cable with Multi International Plug Adaptor (<i>UK, EU, US, AUS</i>)		■
Plastic Transit Case	■	■
Date & Time		■
In Field Adhesion Calibration Verification Mode	■	■

¹ The Elcometer 510 is supplied with a 1 year warranty against manufacturing defects. The warranty can be extended free of charge to 2 years within 60 days of purchase via www.elcometer.com. ² Model T only. ³ When 'Rate Graph' is enabled, the number of readings which can be stored depends on the graph resolution selected.

Elcometer 510

Automatic Pull-Off Adhesion Tester

Technical Specification

Part Number	Description				Certificate
F510-20S	Elcometer 510 Model S Automatic Adhesion Tester; 20mm Kit				•
F510-20T	Elcometer 510 Model T Automatic Adhesion Tester; 20mm Kit				•
F510-50S	Elcometer 510 Model S Automatic Adhesion Tester; 50mm Concrete Kit				•
F510-50T	Elcometer 510 Model T Automatic Adhesion Tester; 50mm Concrete Kit				•
Pressure Accuracy	±1% of full scale		Pull Rate Accuracy	±(2.5% + 0.3 seconds)	
Pressure Resolution	0.01MPa (1psi)		Pull Rate Resolution	0.01MPa/s (1psi/s)	
Dolly Diameter	10mm (0.39")	14.2mm (0.56")	20mm (0.76")	50mm (1.96")	
Operating Range	8 - 100MPa (1200 - 14400psi)	4 - 50MPa (600 - 7200psi)	2 - 25MPa (300 - 3600psi)	0.3 - 4MPa (50 - 580psi)	
Pull Rate Range	0.4 - 5.6MPa/s (58 - 812psi/s)	0.2 - 2.8MPa/s (29 - 403psi/s)	0.1 - 1.4MPa/s (15 - 203psi/s)	0.02 - 0.22MPa/s (2 - 32psi/s)	
Gauge Dimensions	260 x 100 x 66mm (6.3 x 3.9 x 2.6")				
Actuator Height ¹	85mm (3.4")	85mm (3.4")	85mm (3.4")	110mm (4.3")	
Instrument Weight ¹	2.9kg (6.4lb)	2.9kg (6.4lb)	2.9kg (6.4lb)	3.1kg (8.3lb)	
Kit Weight	-	-	6.1kg (13.5lb)	7.3kg (16.1lb)	
Power Supply	8 x AA batteries (16 rechargeable batteries supplied complete with charger) or AC mains power (Model T only)				
Battery Life	~200 pulls per charge up to 25MPa (3600psi) at 1MPa/s (150psi/s), recharge time <5 hours				
Packing List: 20mm Kit	Elcometer 510 Adhesion Tester with 20mm dollies (x10), standard skirt for 20mm dollies, 20mm dolly cutter handle, 20mm dolly cutter, Araldite standard two part epoxy adhesive (2 x 15ml tubes), abrasive pad, shoulder harness, carry case, 16 x AA NiMH rechargeable batteries & charger (UK, EU, US, AUS), mains power supply (UK, EU, US, AUS) (Model T), ElcoMaster® Software CD & USB cable, calibration certificate and operating instructions.				
Packing List: 50mm Kit	Elcometer 510 Adhesion Tester with 50mm dollies (x6), standard skirt for 50mm dollies, 50mm dolly cutter arbor, 50mm dolly cutter, Araldite standard two part epoxy adhesive (2 x 15ml tubes), abrasive pad, shoulder harness, carry case, 16 x AA NiMH rechargeable batteries & charger (UK, EU, US, AUS), mains power supply (UK, EU, US, AUS) (Model T), ElcoMaster® Software CD & USB cable, calibration certificate and operating instructions.				

Accessories

Dolly Diameter	Pack of 10 ²	Pack of 100	Standard Skirt	Thin Substrate Skirt	Cutter Handle/ Arbor	Dolly Cutter
10mm (0.39")	T5100010AL-10	T5100010AL-100	T9991420S	-	-	-
14.2mm (0.56")	T9990014AL-10	T9990014AL-100	T9991420S	T9990014T	T9991420H	T9990014CT
20mm (0.76")	T9990020AL-10	T9990020AL-100	T9991420S	T9990020T	T9991420H	T9990020CT
50mm (1.96")	T9990050AL-4	-	T9990050S	-	T9990050H	T9990050CT
50mm (1.96") Stainless Steel	T9990050SS-4	-	T9990050S	-	T9990050H	T9990050CT

Part Number	Description
T99923797	Magnetic Anchor Clamp - holds actuator securely during tests on vertical surfaces
T99912906	Araldite Standard Two Part Epoxy Adhesive, 2 x 15ml Tubes
T99923147	Dolly Cleaning Heating Tongs - EUR 220V / UK 240V
T99923103	Dolly Cleaning Heating Tongs - US 110V

• Calibration Certificate supplied as standard.

¹ Including Actuator with Standard Skirt fitted.

² 50mm (2") dollies are supplied in packs of 4.

Elcometer 510

Automatic Pull-Off Adhesion Tester

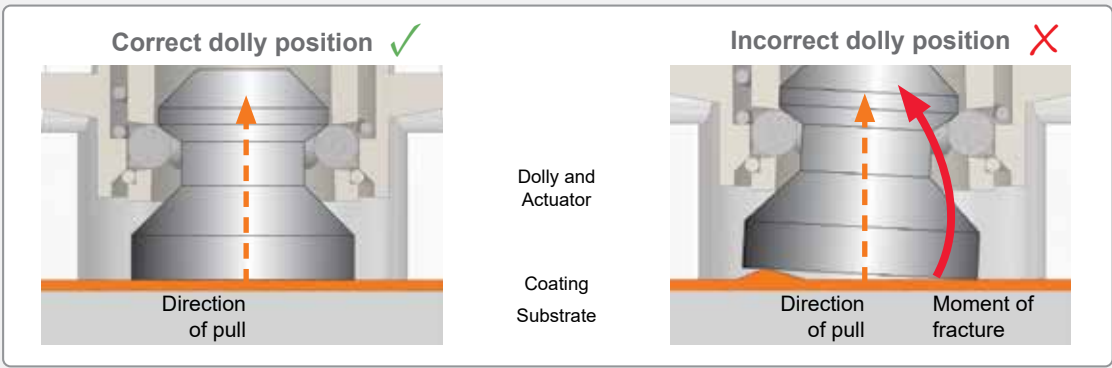
Pull-Off Adhesion Tests - Preventing Adhesive and Cohesive Failures

Preparing the surface and dolly

1. Select an appropriate test area which is flat and has sufficient area to attach the adhesion tester actuator.
2. Abrade the dolly and surface, clean both to remove any dust - minimising the risk of an 'adhesive' failure.

Fixing the dolly

3. Mix the adhesive correctly and apply a uniform adhesive film over the entire dolly face.
4. Test Standards require that the dolly is pulled off perpendicularly to the test surface. The dolly must therefore be adhered on to a prepared flat test surface (see images below). Apply an even pressure to the dolly to ensure that the dolly face is parallel to the test surface.
5. Remove any excess adhesive from around the dolly and allow to fully cure. Tape may be required when applying dollies to vertical surfaces during the cure process.
6. If required, once the dolly has fully cured, score the coating around the dolly.
7. Attach the actuator to the dolly and begin test.



Assessment of the Adhesion Test

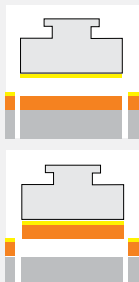
For a valid pull-test, the coating must cover at least 50% of the area of the dolly face. If the glue fails and no coating is present on the dolly, or it covers less than 50% of the dolly face area, the pull-test is invalid and should be repeated.

When the coating has failed within the layer leaving the same coating on both the dolly and the test panel it is known as a 'cohesive failure'.

'Adhesive failures' occur when either the coating has failed at the interface with another coating (leaving a coating on the dolly and another coating on the substrate), or when the coating has failed at the substrate (leaving the coating on the dolly and the substrate bare).

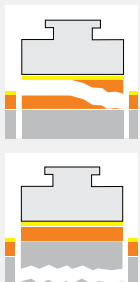
NOTE: If the glue fails at a value above the specification then it can be reported that the adhesion exceeded the specification for this individual test.

Coating Adhesion Testing on Concrete




Adhesive Failure

Coating Failure



Partial Coating Failure

Concrete Failure

**ENGLAND, UK**

Elcometer Limited
+44 (0)161 371 6000
sales@elcometer.com
www.elcometer.com

FRANCE

Elcometer Sarl
+33 (0)2 38 86 33 44
fr_info@elcometer.com
www.elcometer.fr

GERMANY

Elcometer Instruments GmbH
AALEN: +49 (0) 7361 52806 0
LEER: +49 (0) 7361 528 06 60
de_info@elcometer.com
www.elcometer.de

THE NETHERLANDS

Elcometer B.V.
+31 (0)30 259 1818
nl_info@elcometer.com
www.elcometer.nl

JAPAN

Elcometer KK
+81 (0)3 6869 0770
jp_info@elcometer.com
www.elcometer.co.jp

REPUBLIC OF SINGAPORE

Elcometer (Asia) Pte Ltd
+65 6462 2822
asia@elcometer.com
www.elcometer.com

UNITED ARAB EMIRATES

EL Inspection & Blasting
Equipment LLC
+971 4 295 0191
+971 4 280 3526
uae_sales@elcometer.com
www.elcometer.ae

UNITED STATES OF AMERICA

Elcometer Inc
WARREN, MI: +1 248 650 0500
HOUSTON, TX: +1 713 450 0631
Toll Free: 800 521 0635
inc@elcometer.com
www.elcometer.com

elcometer[®]
inspection equipment

Elcometer 510 Model T: Made for iPhone 6 Plus, iPhone 6, iPhone 5s, iPhone 5c, iPhone 5, iPhone 4s, iPhone 4, iPad Air 2, iPad mini 3, iPad Air, iPad mini 2, iPad (3rd and 4th generation), iPad mini, iPad 2, and iPod touch (4th and 5th generation). "Made for iPod," "Made for iPhone," and "Made for iPad" mean that an electronic accessory has been designed to connect specifically to iPod, iPhone, or iPad, respectively, and has been certified by the developer to meet Apple performance standards. Apple is not responsible for the operation of this device or its compliance with safety and regulatory standards. Please note that the use of this accessory with iPod, iPhone, or iPad may affect wireless performance.

iPad, iPhone, and iPod touch are trademarks of Apple Inc., registered in the U.S. and other countries. App Store is a trademark of Apple Inc., registered in the U.S. and other countries. Suitable for mobile devices running Android software version 2.1 and upwards. Elcometer and ElcoMaster[®] are registered trademarks of Elcometer Limited. All other trademarks acknowledged.

© Elcometer Limited, 2016. All rights reserved. No part of this document may be reproduced, transmitted, stored (in a retrieval system or otherwise), or translated into any language, in any form, or by any means, without the prior written permission of Elcometer Limited.

Due to our policy of continuous improvement, Elcometer Limited reserves the right to change specifications without notice. All gauges come with a 1 year warranty as standard, the Elcometer 510 is extendable within 60 days from date of purchase, free of charge, to 2 years via www.elcometer.com